



Co-funded by the
Europe for Citizens Programme
of the European Union



Joan Marc Simon
Director of Zero Waste Europe

**TOWN TO TOWN, PEOPLE TO PEOPLE – BUILDING A
EUROPEAN CULTURE OF ZERO WASTE
PROGRAM EUROPE FOR CITIZENS
10 PARTNERS – 4 CONFERENCES**

Empowering Our Communities to Redesign relationships with resources



ZWE engages at two levels:

- Supporting local groups with knowledge and tools to drive change,
- Structuring the movement internationally to represent the interests of our communities.

ZWE represents active communities in 18 countries.



Waste policies and best practices

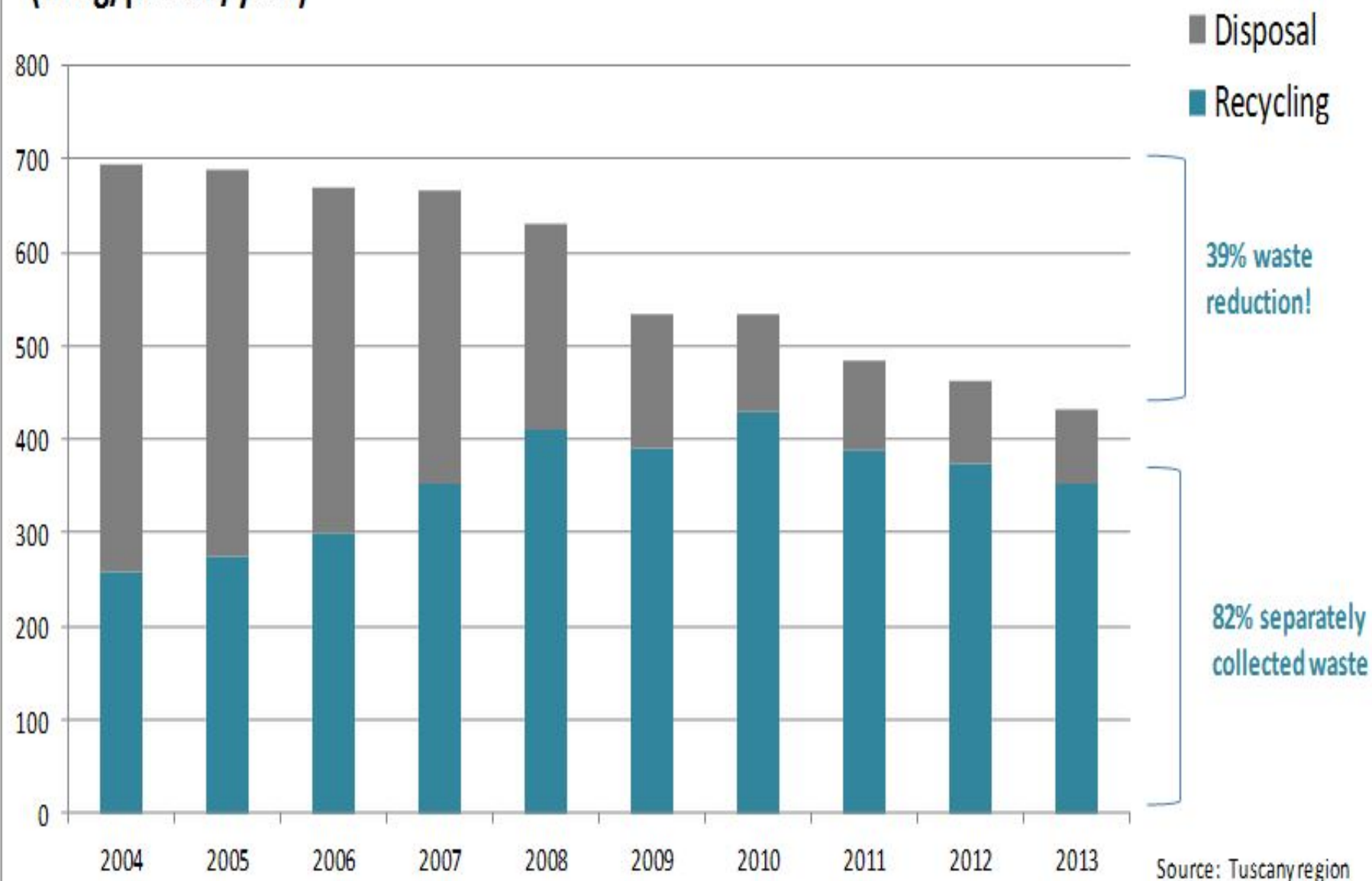


We support the **transition** from a **throw-away society** to a **zero waste world** through policies and best practice of **waste reduction** at source, **repair, re-use & recycling**.

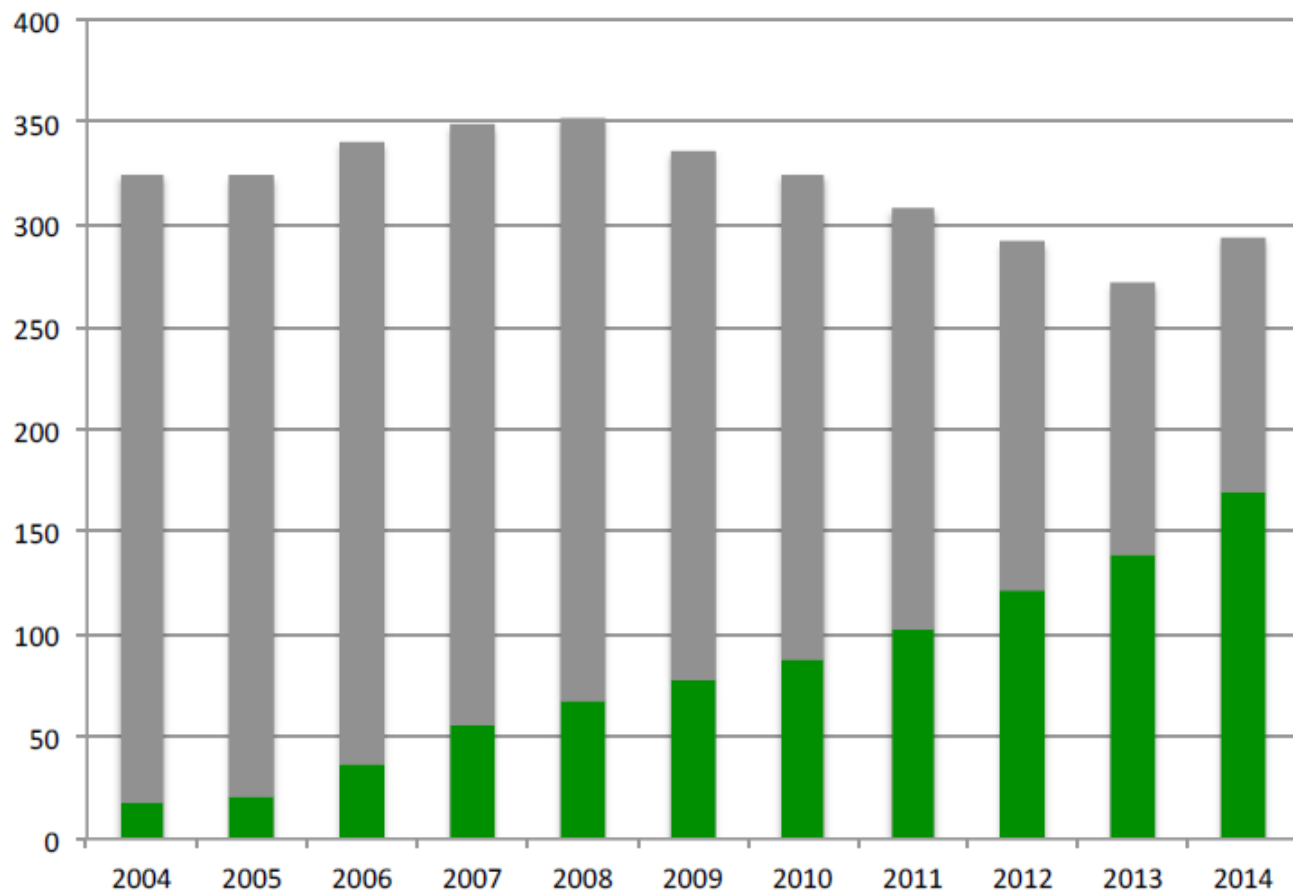


Evolution of separate collection and waste generation in Capannori 2004-2013

(in Kg/person/year)



Increase of separate collection and decrease of residuals 2004-2014 (kg/person/year)



15%
waste
reduction

59%
residual waste
reduction

61%
recycling rate

Products, Good design and Plastics



We promote the **redesign of products** to make them **durable, reusable, repairable, recyclable** and **toxic-free**.



Climate, Energy and Air Pollution



We promote zero waste as a solution to **air pollution** and **climate change** and work to stop harmful EU funding for '**false solutions**' to climate change.



New world, new context



20th CENTURY

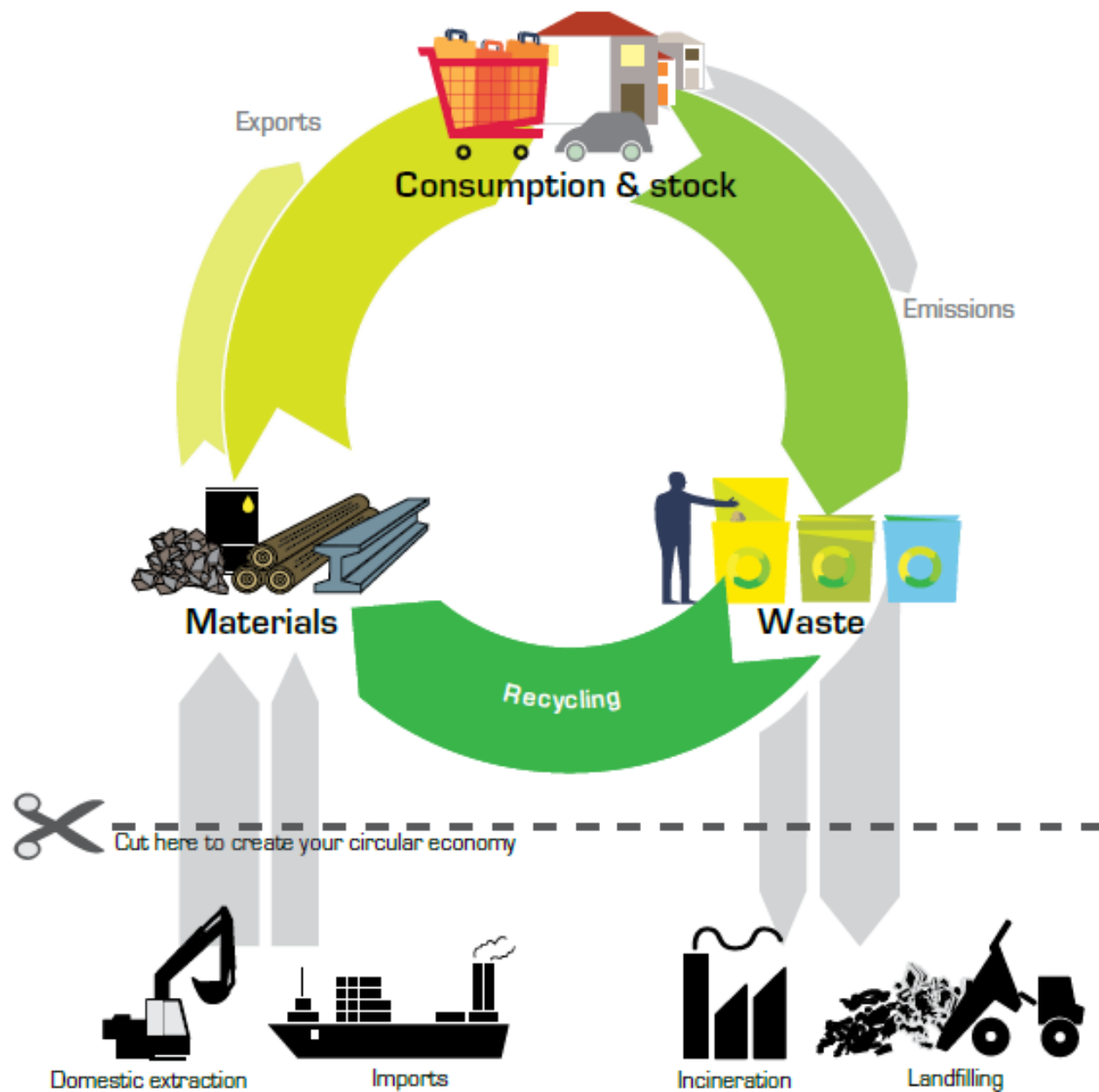
WASTE MANAGEMENT

***“ How do we get rid
of our waste
efficiently with
minimum damage to
our health and the
environment ?”***

21st CENTURY

RESOURCE MANAGEMENT

***“ How do we handle our
resources in ways
which the value and
embodied energy are
preserved for future
generations?”***



Why network of ZW municipalities?



- Closest to citizens
- Immediate action with measurable impact
- Exchange of best practices, partnerships and cross-fertilisation
- Added value provided by credible European-wide scheme

Network of European Zero Waste Municipalities

English ▾

What defines a "Zero Waste Municipality" is the firm and verifiable commitment to move towards Zero Waste and the results that it delivers.

Zero Waste Europe brings together and represents the European municipalities that have openly committed to the goal of continuously reducing waste generation and improving waste separate collection and hence redesigning the relationship between people and waste.



Download a list of all Zero Waste municipalities.

Browse data from Zero Waste municipalities:

Search for..

Go!

All countries ▾

All cities ▾



Municipalities following the Zero Waste Roadmap



Ljubljana, Slovenia

It accounts for Ljubljana and 9 other suburban municipalities, in all of which Snaga is the company managing municipal waste.

SHARE YOUR BENCHMARK:   

BENCHMARK THIS DATA AGAINST OTHER EUROPEAN CITIES 

Commitment to work towards Zero Waste:

Yes

Joined ZW strategy:

2014

Municipal Solid Waste generation:

2010	325 Kg per Capita
2014	283 Kg per Capita
2025	280 Kg per Capita

European average 2013: 481 Kg per Capita

Separate collection of organic waste:

Yes

Type of separate collection:

Door to door:
biowaste and
residuals,
packaging(plastic
and metal),
paper;
Roadside: glass

Separate collection rate :

2010	27 %
2014	61 %
2025	78 %

European average 2013: 41%

Pay-as-you-throw?

No

Residual waste per capita per year:


110
kg

What fractions are collected:

biowaste, packaging (plastic, metal), glass, paper, residuals; in collection centers: hazardous waste, metals, plastic, waste electronic and electric equipment, garden waste, construction waste, car tires, wood and wooden products, bulky waste, clothes and textiles.

Notes:

<http://www.ljubljana.si/si/mol/>; email: glavna.pisarna@ljubljana.si; tel: +386 (0)1 306 10 00;

SHARE YOUR BENCHMARK:   

BENCHMARK THIS DATA AGAINST OTHER EUROPEAN CITIES 

Network of European Zero Waste Municipalities

English ▾

What defines a "Zero Waste Municipality" is the firm and verifiable commitment to move towards Zero Waste and the results that it will deliver in the next years.

Zero Waste Europe brings together and represents the European municipalities that have openly committed to the goal of continuously reducing waste generation and improving waste separate collection and hence redesigning the relationship between people and waste.



Download a list of all Zero Waste municipalities.



Municipalities following the Zero Waste Roadmap



Municipalities not following the Zero Waste Roadmap

Compare data from european municipalities:

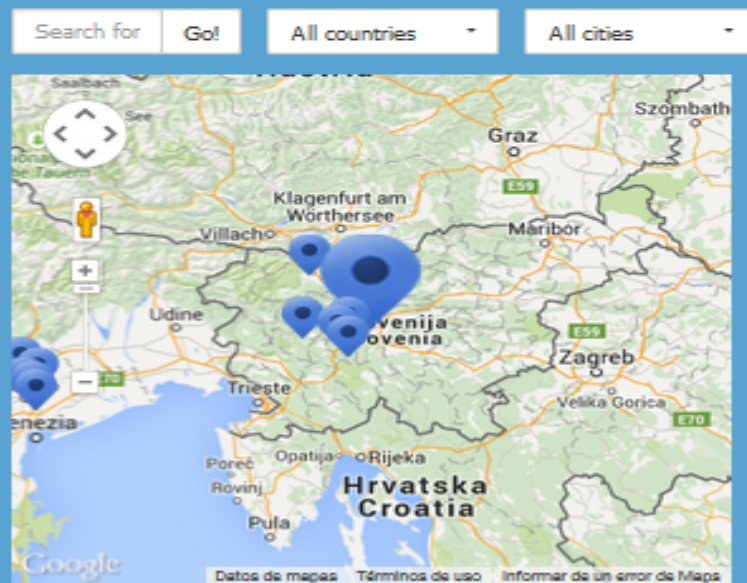
EXPORT BENCHMARK AS PDF:



SHARE YOUR BENCHMARK:

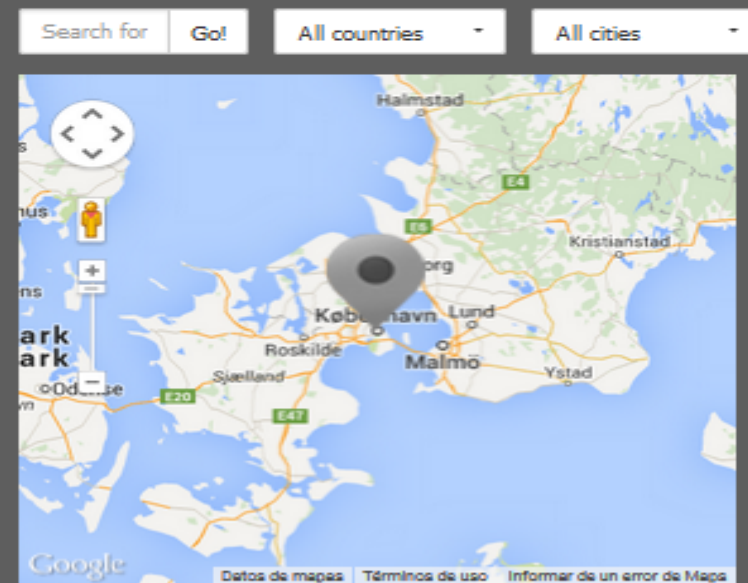


GET STARTED WITH
ZERO WASTE



Ljubljana, Slovenia

It accounts for Ljubljana and 9 other suburban municipalities, in all of which Spaga is the company



Copenhagen, Denmark

Ljubljana, Slovenia

It accounts for Ljubljana and 9 other suburban municipalities, in all of which Snaga is the company managing municipal waste.

Commitment to work towards Zero Waste: Yes

Municipal Solid Waste generation:

2010	325 Kg per Capita
2014	283 Kg per Capita
2025	280 Kg per Capita

European average 2013: 481 Kg per Capita

Separate collection rate :

2010	27 %
2014	61 %
2025	78 %

European average 2013: 41%

Residual waste per capita per year: 110 kg

Joined ZW strategy: 2014

Separate collection of organic waste: Yes

Type of separate collection:

Door to door:
biowaste and
residuals,
packaging(plastic
and metal),
paper;
Roadside: glass

Pay-as-you-throw? No

Copenhagen, Denmark

Commitment to work towards Zero Waste: No

Municipal Solid Waste generation:

	Kg per Capita
2012	425.51 Kg per Capita
	Kg per Capita

European average 2013: 481 Kg per Capita

Separate collection rate :

	%
2012	32.99 %
	%

European average 2013: 41%

Residual waste per capita per year: 289 kg

Joined ZW strategy:


Separate collection of organic waste: No

Type of separate collection: door-to-door

Pay-as-you-throw? Yes

What fractions are collected:
packaging, glass, paper/cardboard and mixed waste

Notes:



Want to learn more about ZW municipalities? See our case studies

**ZERO
WASTE
EUROPE**
★★★



Download them here: <http://www.zerowasteurope.eu/case-studies/>

Join the network!

**ZERO
WASTE
EUROPE**



www.zerowasteeurope.eu

news.zerowasteeurope.eu

Facebook.com/zerowasteeurope

@zerowasteeurope